

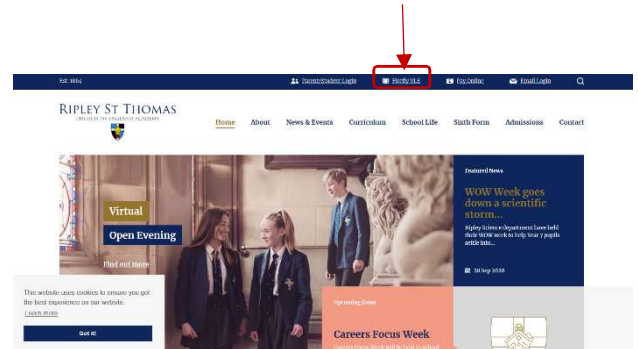
Keeping Engaged in Education



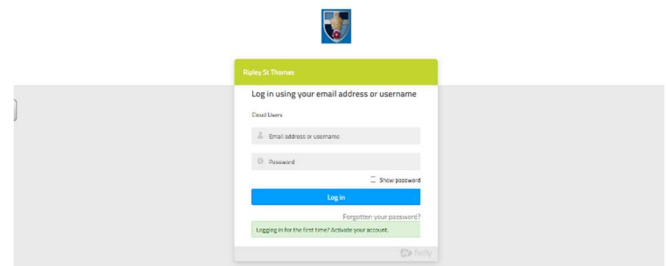
These instructions are for pupils who are unable to attend school, but who are well enough to continue their learning from home. It is important that, where possible, pupils keep up to date with the work that is being taught in school. Teachers have been working hard to ensure that the virtual curriculum is as effective as the curriculum that is being delivered in the classroom. Pupils can contact their teachers using school email. To support with organisation and time management, pupils should try and follow their normal school timetable.

Instructions

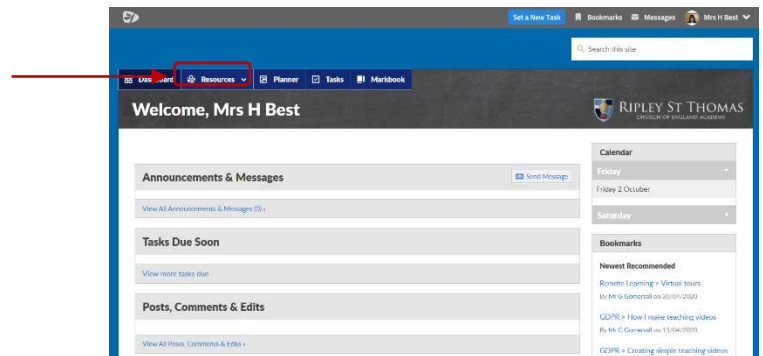
1. Go to the school website (www.ripleysthomas.com) and access Firefly.



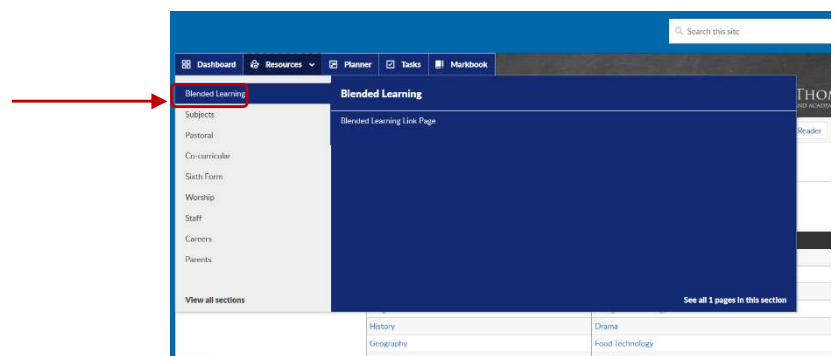
2. Enter the username and password you use to log onto the computers in school.



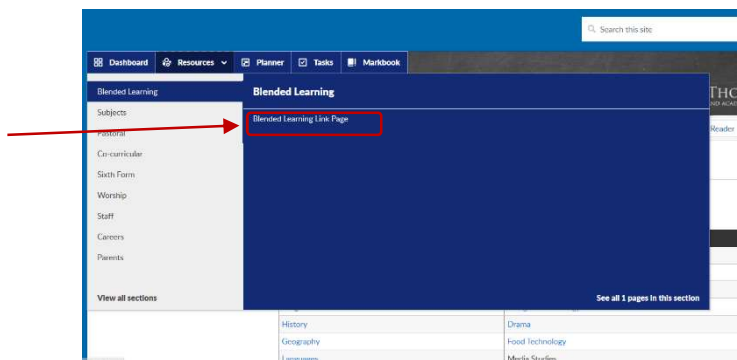
3. Click on 'Resources'



4. Click on 'Blended Learning'



5. Select **'Blending Learning Link Page'**



6. Select a subject to work on.

Following this you may be asked to select your year group, or class.

Blended Learning - link page to all subjects

Please click on a subject to access your resources for your lessons

Subject	
English	Ag & Hort
Maths	Art
Science	Business
Religious Studies	Design & Technology
History	Drama
Geography	Food Technology
Languages	Media Studies
Computer Science	Physical Education
Music	Psychology
Economics	Sociology

7. Once you have navigated Firefly to your year group, or class, you should see a table similar to the one below.

Find the date(s) that you are absent from school and follow the instructions.

If you have any questions, please contact your class teacher using the school email.

8T1

Date of Lesson	Learning Objectives	Instructions	Homework
Monday October 19th (Lesson 1)	To find the gradient and y-intercept of a line for equations not written in the form $y = mx + c$.	<p>Read ALL the instructions below before you start.</p> <p>For this lesson you will need your exercise book, your pencil cask, a mini whiteboard and a whiteboard pen.</p> <p>In your exercise books, write the title Virtual Learning in the top right hand corner, the date and the title: $y = mx + c$</p> <p>continued</p> <p>Task 1: Watch video 210 - Straight Line Graphs 5 on Hegarty Maths. Copy out 4 examples into your exercise book.</p> <p>Task 2: Complete this worksheet.</p> <p>Task 3: Mark your answers. Send a picture of your work to Mrs Best by email.</p>	
		<p>Read ALL the instructions below before you start.</p> <p>For this lesson you will need your exercise book, your pencil</p>	

Advice for Pupils Working from Home

- Try and follow your normal timetable, as far as possible, to give you a structure to your day.
- If you are struggling to complete all the work, contact your class teacher or Progress Leader who will help you prioritise the work to complete.
- You will have a mixture of off line and online tasks to complete – make sure you are taking time away from the screen to have a walk around the house, or do some exercise where you can.
- Make sure you take time for your break and lunch.
- All work should be completed in your exercise books, unless you are instructed otherwise. For each piece of work write the date, title and **Virtual Learning** before completing the work.
- Teachers can be contacted using the school email if you have any questions. They will also be teaching lessons in school so please allow 24-48 hours for a response.
- You will all work at different paces and so your teacher may not know how much work you can complete in the time you have. Don't worry if you don't get everything done. If your teacher has asked you to submit key pieces for marking, prioritise completing this work.
- Bring any work that you have done to school when you are able to return.